


# Listening & Critical Thinking

## Dr. Barbara Penington

UW-Whitewater  
Whitewater, Wisconsin  
March 27, 2010



# Critical Listening...What is it?



- Listening to understand AND evaluate a message.
- Why important?
  - Decision Making
  - Problem Solving
- What “skills” are involved in this process?
  - 1. Analysis
  - 2. Synthesis
  - 3. Evaluation
  - 4. Application

# Skill 1: Analysis



- *Definition:* Breaking a whole into smaller parts or steps and then thinking about each part separately.
- *Activity:* Use questions to get students to analyze a situation.
  - You are on a day-long hike and you get an idea for a story you have to write for school. You don't have a pencil or paper with you to take notes. What could you do to remember your idea until you get home?
  - Your parents say that you can live in only one room of the house. Which one would you pick and why?

# Skill 2: Synthesis


- *Definition:* Putting different ideas together (like pieces to a puzzle). Use what you know to figure out something new!
- *Activities:*
- The Mystery Box...students ask questions and put together their clues to figure out what is in the mystery box
- Paper bag dramatics



# Skill 3: Evaluation



- *Definition:* Making a judgment about something.
- *Activity:* Use literature
  - *Chicken Little*  
Questions:
    - \*What did the characters believe would happen?
    - \*What evidence did they have?
    - \*Is this a helpful way to behave?
- *Activity:* Use commercials for older children and teens  
(Hokey infomercials work the best!)



# Skill 4: Application



- *Definition:* Putting a thought, idea, or concept into a **new** context.
- *Activity:* Using literature as a base and having children “act out” the story in a different setting or with different characters.
  - Try the Poky Puppy as a group of \_\_\_\_\_ instead of puppies.
  - Many older stories can be put into the present day and acted out with a group of students:
    - ✦ Romeo and Juliet



# Critical Listening involves considering ALL sides of an argument before you make a decision



- What is the *other* person's perspective?
  - This activity fosters critical thinking by giving students practice in seeing the other's point of view or the *other* side of the story.
  - It helps them see how a stereotype or "biased" point of view could hinder them from knowing the "true" story!
  - We can use this critical listening activity to enhance our children and youth's abilities to listen critically to both friends and to the media.





Once upon a time there were 3 little pigs,  
so I ate them. End of story. Now go to sleep!

- This activity is based on the book *The True Story of the Little Three Pigs* by Jon Scieszka

Groups of children choose a traditional story and develop a new rendition from another main character's perspective.








# Watch out for Propaganda Devices!

- Hasty Generalizations—a one time occurrence means it happens all the time.
- Testimonials—someone, (usually well-known) who may not be qualified, endorses the person or product
- Band Wagon-you must do it because *everybody* is doing it.
- Rewards—if you buy this product, you will get these rewards
- Name Calling—labeling someone as a “liar” or “crook” etc.
- Ad hominem (attacking the person)...John wears some outlandish clothes; John’s brother is in jail...to divert attention from the issue at hand.


# Elect the President of Disneyland!



- Groups of students are assigned a Disney character who is running for President.
- They must (working together) write a short campaign speech that incorporates 4 propaganda devices.
- Someone from the group delivers the speech.
- Others listen for the propaganda devices used.



# Possible Candidates



# Media Helps are available on the Internet



- Lots of lesson plans on the internet for help with critical listening and media
- [Advertising](http://42explore.com/advertis.htm) (42explore.com/advertis.htm)

# Thank you for your Attention!

